





# Green Marine Participants' 2010 Results

 <b>PORT AUTHORITIES</b>  <b>SAINT LAWRENCE SEAWAY</b>	GREENHOUSE GASES	CARGO RESIDUES	CONFLICTS OF USE	ENVIRONMENTAL LEADERSHIP
Bécancour Waterfront Industrial Park	2			2
Cleveland-Cuyahoga County Port Authority	2			3
Duluth Seaway Port Authority	2	2	2	2
Greater Victoria Harbour Authority *	2		4	2
Hamilton Port Authority	3		2	2
Illinois International Port District	3		3	3
Montreal Port Authority	4	4	5	5
Port of Milwaukee	2		2	2
Port of Valleyfield	2	2		2
Prince Rupert Port Authority *	2		2	2
Quebec Port Authority	2		2	2
Saguenay Port Authority	2	2	2	2
Saint Lawrence Seaway Development Corporation	2		3	2
Saint Lawrence Seaway Management Corporation	3		2	3
Sept-Îles Port Authority	3		3	3
Thunder Bay Port Authority	1		1	2
Toledo-Lucas County Port Authority	2	2	2	1
Toronto Port Authority	1	1	1	2
Trois-Rivières Port Authority	2		2	3
Windsor Port Authority	2		3	2


 = not applicable \* = New participants to the Green Marine Environmental Program


#### Fully-verified results

The verification process introduced for shipowners in 2009 was extended to include ports, terminals, seaway corporations and shipyards in 2010. All participants who joined Green Marine before April 2010 have undergone rigorous external auditing. The results are contained in this annual report.



# Green Marine Participants' 2010 Results

 SHIPOWNERS	AQUATIC INVASIVE SPECIES	AIR EMISSIONS (SO <sub>x</sub> )	AIR EMISSIONS (NO <sub>x</sub> )	GREENHOUSE GASES	CARGO RESIDUES	OILY WATER
Algoma Tankers	3	3	3	3	4	4
Atlantic Towing Limited*	2	5	2	2		2
Canada Steamship Lines	4	4	3	5	4	3
Canfornav Inc.	4	4	3	5	4	5
COGEMA		2	2	2		
CTMA Group	2	2	2	2		1
Fednav Limited	4	3	3	5	5	4
Groupe Desgagnés Inc. / Rigel Shipping Canada Inc.	3	5	3	5	4	4
Lower Lakes Towing Ltd.	2	2	2	2	2	2
McAsphalt Marine Transportation Ltd. *	3	2	3	3		2
McKeil Marine Ltd.	3	5	3	2	2	2
Oceanex Inc.	2	5	3	3		4
Ocean Group Inc.		5	2	2		2
Provmar Fuels Inc. *		2	2	2		1
Reformar		5	2	3		2
Seaspan Marine Corporation *		5	2	2		2
Seaway Marine Transport	3	4	3	3	3	4
SMIT *		2	2	2		1
Société des traversiers du Québec		5	3	3		1
TBS Shipping Service Inc. /Roy-mar Ship Management Inc. *	2	2	2	2	2	3



 = not applicable \* = New participants to the Green Marine Environmental Program


## Fully-verified results

The verification process introduced for shipowners in 2009 was extended to include ports, terminals, seaway corporations and shipyards in 2010. All participants who joined Green Marine before April 2010 have undergone rigorous external auditing. The results are contained in this annual report.



# Green Marine Participants' 2010 Results

 <b>TERMINALS, STEVEDORING COMPANIES</b>  <b>AND SHIPYARDS</b>	GREENHOUSE GASES	CARGO RESIDUES	CONFLICTS OF USE
Bunge of Canada Ltd .	4	3	3
Empire Stevedoring Co. Ltd. (Montréal)	3		2
Élévateurs de Trois-Rivières	1	1	3
Federal Marine Terminals	4	5	4
Logistec Corporation	4	4	2
Mission Terminal Inc. *	1	1	1
Montreal Gateway Terminals Partnership	3		4
Porlier Express Inc.	1	2	
Rio Tinto Alcan (Port Alfred)	5	5	5
Seaspan Marine Corporation (shipyards) *	3		3
Ultramar Ltd.	5		3

 = not applicable \* = New participants to the Green Marine Environmental Program

## Fully-verified results

The verification process introduced for shipowners in 2009 was extended to include ports, terminals, seaway corporations and shipyards in 2010. All participants who joined Green Marine before April 2010 have undergone rigorous external auditing. The results are contained in this annual report.