





Green Marine Participants' 2012 Results


 PORT AUTHORITIES  SAINT LAWRENCE SEAWAY	GREENHOUSE GASES	SPILL PREVENTION	DRY BULK HANDLING AND STORAGE	COMMUNITY IMPACTS	ENVIRONMENTAL LEADERSHIP
Cleveland-Cuyahoga County Port Authority *	2	4			3
Duluth Seaway Port Authority *	2	2	3	2	3
Greater Victoria Harbour Authority	3	2		3	3
Halifax Port Authority *	5	5		4	5
Hamilton Port Authority *	3	3		2	2
Illinois International Port District **	3	2		3	3
Montreal Port Authority *	4	2		5	5
Nanaimo Port Authority	2	1		1	1
Port Metro Vancouver	5	3		5	5
Port of Milwaukee *	2	2		2	2
Port of Valleyfield *	2	2	2	2	3
Prince Rupert Port Authority	3	3		3	4
Quebec Port Authority *	3	2		3	3
Saguenay Port Authority *	3	2	2		3
Saint John Port Authority *	1	2		1	2
† Saint Lawrence Seaway Development Corporation * Saint Lawrence Seaway Management Corporation *	4,1	2,1		3	4,1
Sept-Îles Port Authority *	3	3		3	5
Thunder Bay Port Authority *	4	2		2	3
Toronto Port Authority **	1	1	1	1	2
Trois-Rivières Port Authority *	3			3	3
Windsor Port Authority*	2			2	3


 = not applicable * = companies whose results were verified in 2013 ** = Planned verification postponed by special approval of the Green Marine Board of Directors.

† = While each Seaway corporation filed a separate self-assessment report to Green Marine and had its results separately verified, both were motivated to publish their results jointly to reflect their allied efforts in achieving environmental excellence. The published results are the weighted average of the individual results based on the number of locks managed by each corporation.




Green Marine Participants' 2012 Results

 SHIPOWNERS	AQUATIC INVASIVE SPECIES	AIR EMISSIONS (SO _x & PM)	AIR EMISSIONS (NO _x)	GREENHOUSE GASES	CARGO RESIDUES	OILY WATER
Algoma Central Corporation	4	4	4	3	4	5
Atlantic Towing Limited	2	3	3	3		2
Canada Steamship Lines	5	4	4	5	4	4
Canfornav Inc.	4	4	3	5	5	5
COGEMA		3	3	2		2
Croisières AML		3	3	3		
Fednav Ltd.	5	3	3	5	5	4
Groupe CTMA *	2	3	2	2		1
Groupe Desgagnés Inc.	4	5	4	5	4	4
Island Tug and Barge Ltd.		3	3	3		
Lower Lakes Towing Ltd.	3	4	3	3	3	3
McAsphalt Marine Transportation Ltd. *	4	3	3	3		2
McKeil Marine Ltd.	3	3	3	2	3	2
Ocean Group Inc.		3	3	2		
Oceanex inc.	3	3	3	3		3
Reformar *	2	3	3	3		2
Seaspan ULC		3	2	4		2
SMIT Marine Canada Inc.		3	2	2		
Société des traversiers du Québec		3	3	3		2
Sterling Fuels (Hamilton) Ltd.		3	3	2		
Svitzer Canada Ltd. *		2	2	2		
TBS Shipping Service Inc. /Roy-mar Ship Management Inc. *	3	2	2	2	2	3

 = not applicable * = companies whose results were verified in 2013



Green Marine Participants' 2012 Results

 TERMINALS, STEVEDORING COMPANIES AND SHIPYARDS	GREENHOUSE GASES	SPILL PREVENTION	DRY BULK HANDLING AND STORAGE	COMMUNITY IMPACTS
Bunge of Canada Ltd. *	4	3	3	3
Ceres Terminals Inc.(Charleston, Savannah, Houston, Baltimore, Halifax) *	3	5		3
Cliffs Natural Resources - Mines Wabush-Pointe-Noire	4	2	2	1
Empire Stevedoring Co. Ltd (Montreal) *	3	3		3
Esso Imperial Oil (Sept-Îles) *	2	4		3
Federal Marine Terminals Inc. (Burns Harbor, Cleveland, Hamilton, Milwaukee, Thorold, Albany, Eastport, Port Matanee, Tampa) *	5	4	5	4
Groupe Desgagnés Inc. (Relais Nordik, Sept-Îles)	3	2		
IOC *	3	5	3	3
Logistec Corporation (Montreal, Contrecoeur, Halifax, St. John, Sydney, Trois-Rivières, Rideaux Bulk, Sept-Îles, Thunder Bay, Toronto) *	4	2	4	3
Marine Recycling Corporation	4	4		4
McAsphalt Industries Ltd. (Eastern Passage, Valleyfield, Oshawa, Hamilton, Port Stanley) *	2	3		2
Montreal Gateway Terminals Partnership *	5	3		4
Neptune Bulk Terminals (Canada) Ltd. *	3	5	5	5
Norcan Petroleum Group Inc. *	3	3		
Northern Stevedoring Company Inc. (Sept-Îles)	1	2	1	2
Ocean Industries Inc.	2	2		2
Porlier Express Inc.	3	2	2	1
Ridley Terminals Inc.	3	2	4	2
Rio Tinto Alcan (Port Alfred) *	5	5	5	5
Seaspan ULC	3	4		3
Squamish Terminals Ltd.	2	2		2
Sterling Fuels Limited *	2	3		3
Termont Montréal Inc.	3	2		
Valero Energy Inc. (Jean-Gaulin Refinery) *	5	5		3
Valleytank Inc. *	2	2		
Valport Maritime Services Inc.	1	1	1	2

 = not applicable * = companies whose results were verified in 2013